




**STANDARD COLORS**


Due to limitations in the printing process, please request actual color chips for accurate color viewing.



BUCKSKIN




PARCHMENT



ALMOND




AGED BRONZE



SHASTA WHITE



FOREST GREEN



PATINA GREEN



SIERRA TAN




MEDIUM BRONZE



CHARCOAL GREY



HEMLOCK GREEN



BRISTOL BLUE



TERRA-COTTA



DARK BRONZE



ZINC GREY



HARTFORD GREEN



ROYAL BLUE



COLONIAL RED



COPPER BROWN



MATTE BLACK



TEAL GREEN




BURGUNDY



DEEP RED

**PREMIUM COLORS**


Berridge premium colors require a nominal surcharge.




NATURAL WHITE



AWARD BLUE




CHAMPAGNE



COPPER-COTE™



ANTIQUÉ  
COPPER-COTE



LEAD-COTE™




PREWEATHERED  
GALVALUME®

**NATURAL METAL FINISH**

Berridge Acrylic-Coated Galvalume® is a coated sheet product that combines the corrosion resistance of GALVALUME® steel sheet with a clear, organic resin applied to the top side and bottom side of GALVALUME® substrate.



ACRYLIC-COATED  
GALVALUME®



ZINC-COTE™



All colors except Award Blue comply with LEED® v3 & Energy Star requirements for roof slopes greater than 2:12.

Almond complies with LEED® v3 requirements for low slopes less than or equal to 2:12.

Natural White complies with LEED® v3 & Energy Star requirements for low slopes less than or equal to 2:12.